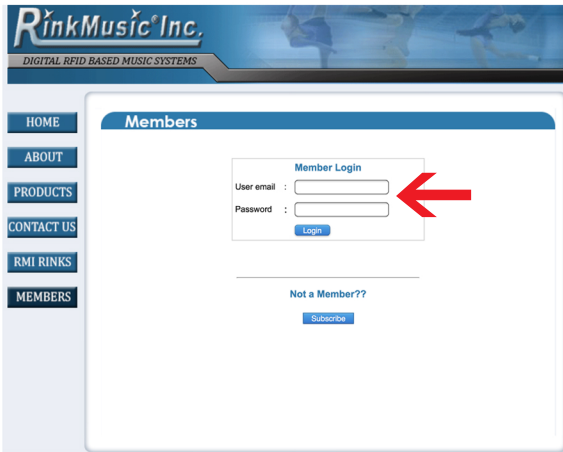


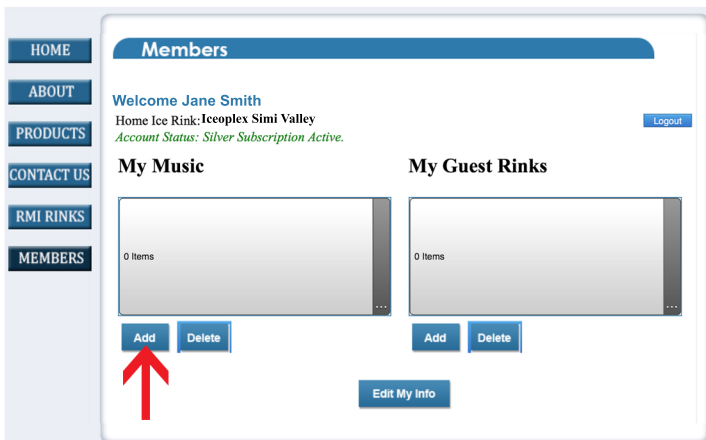
RinkMusic

How to upload music



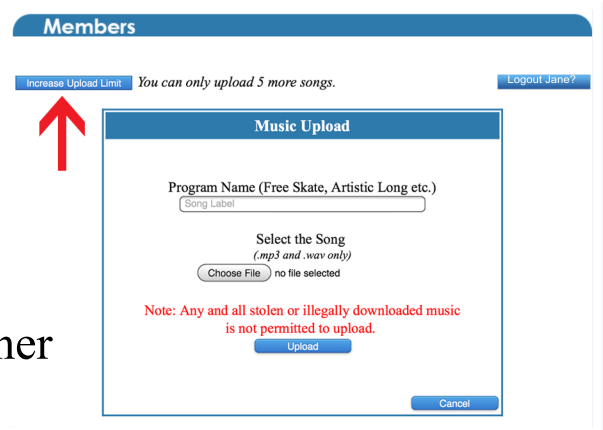
1. On the Members login page enter user email and password that you created when subscribing

2. You can add music to your account by clicking the 'Add' button under the 'My Music' box (Music must be MP3, MP4, M4A or WAV)



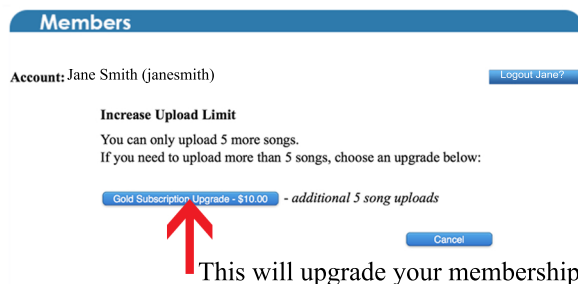
3. Enter program name. (14 characters Max)
(this will be displayed on the Rinkmusic panel at the rink)

4. Select the song file that belongs with the program. Click upload.



5. You can continue adding music until you use up all your uploads.

6. You can increase your upload limit by clicking this button in the upper left corner



*Please note, we have 4 different memberships to choose from...

Silver - \$10 for 5 songs

Gold - \$20 for 10 songs

Platinum - \$30 for 20 songs

Diamond - \$36 for 32 songs